

Lansing Catholic High School is not only just a leader in academics! Did you know?



Lansing Catholic High School:

We continue to raise the bar.

- Daily Mass is offered 4 days per week for students and staff
- Over 90% of our students are accepted to the college of their choice
- Over 14,000 hours of Christian service is completed by our students each year
- Over 85% of our students participate in extracurricular activities
- Band and Choir students consistently achieve high ratings at District and State Festivals
- All of our students attend at least one retreat per year
- We currently hold 16 athletic State Championships
- Over 25% of our students participate in a mission trip during their high school career
- Over 70% of our students receive scholarships to the college of their choice
- 100% of our Choral Solo and Ensemble students received 1st Division ratings
- Over 25% of our families receive tuition assistance
- Our average ACT score is 24.1

MISSION STATEMENT

The Lansing Catholic High School community forms students spiritually, intellectually, and socially into faithful disciples of Jesus Christ.



LANSING CATHOLIC HIGH SCHOOL

501 Marshall Street, Lansing, MI 48912 | (517) 267-2100 | Fax (517) 267-2135 | www.lcchs.org

3/09



How does Lansing Catholic High School compare academically to other schools?

Every year, juniors at Lansing Catholic High School participate in the Michigan Merit Exam (MME) - a standardized test which is taken by Michigan schools and gives objective feedback on our academic performance. We are proud to present these results to you, and would like to thank everyone who makes our excellence possible.

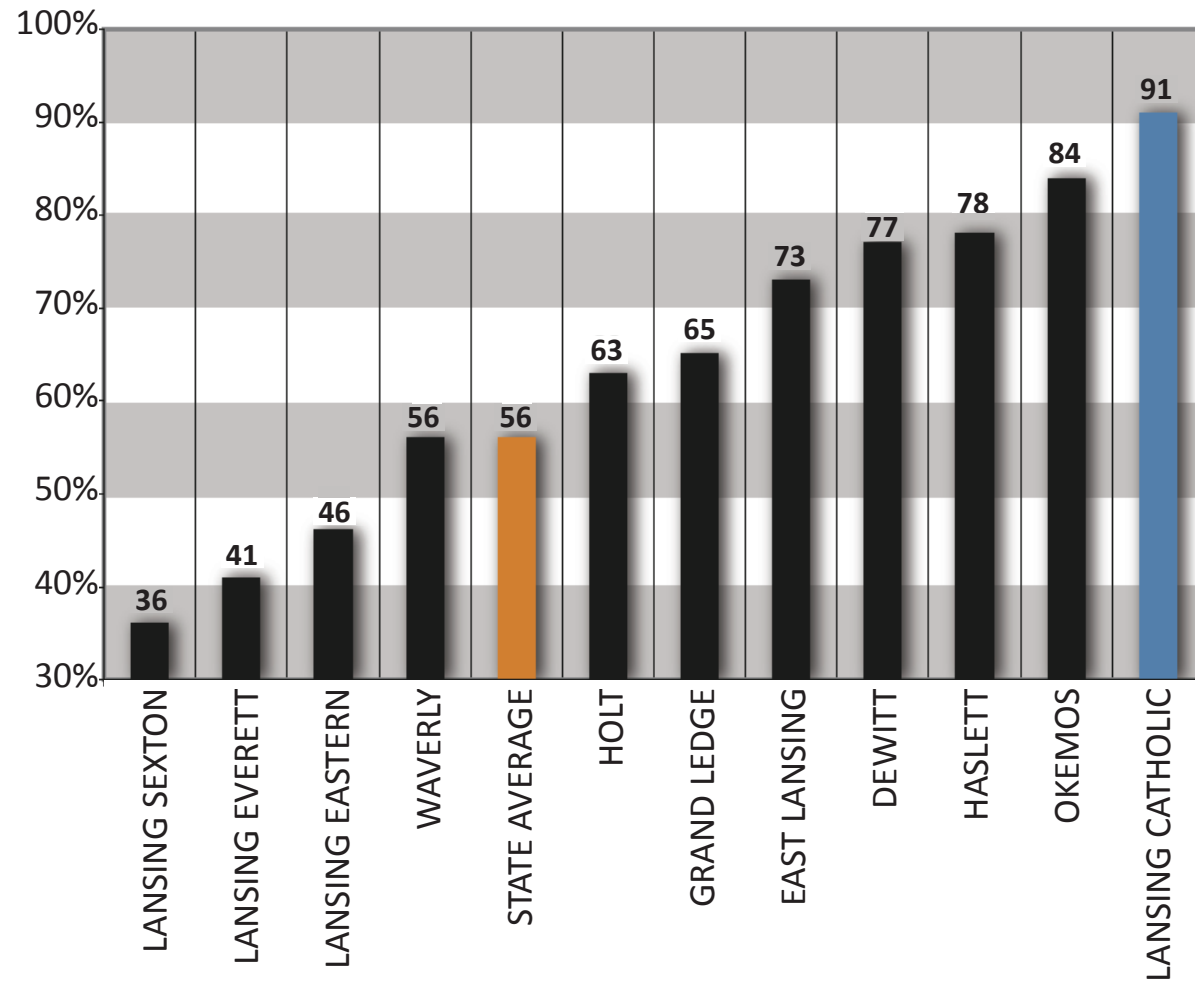
These MME results represent the percentage of students who met or exceeded the state standards in a particular area of study. The graphs on these pages illustrate scores for the schools that are within the mid-Michigan area. Lansing Catholic's scores are based on all of our 11th grade students taking the test. All graphs show an average for the 2008 school year.

"We have a culture here where kids are motivated to be successful in the classroom and motivated to do well on tests...when you have a combination of involved parents, dedicated faculty and staff, you have a recipe for success."

-Thomas Maloney, Principal



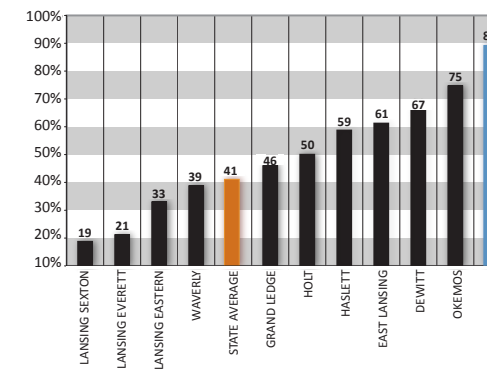
2008 AVERAGE - ALL SUBJECT AREAS TESTED



Percentage of students who met or exceeded state standards on the Michigan Merit Exam; one-year average score of all areas tested (Writing, English, Reading, Science, Math and Social Studies). Information was obtained from the Michigan Department of Education website.

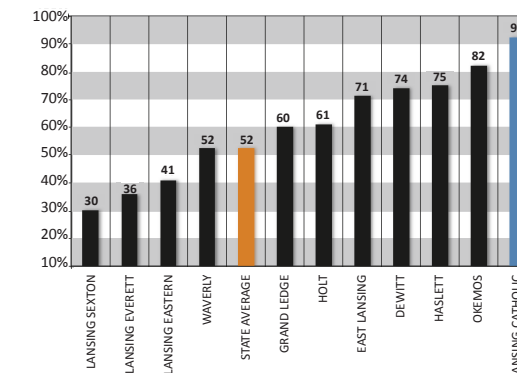


WRITING



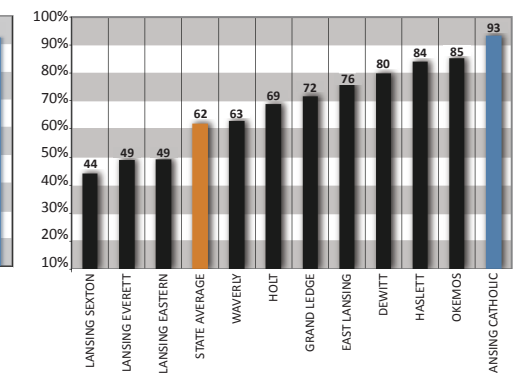
Percentage of students who met or exceeded state standards on the Michigan Merit Exam in Writing

ENGLISH



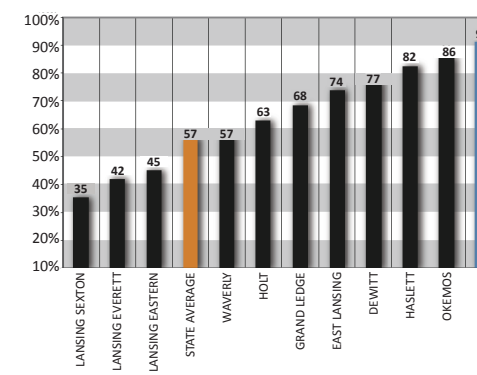
Percentage of students who met or exceeded state standards on the Michigan Merit Exam in English

READING



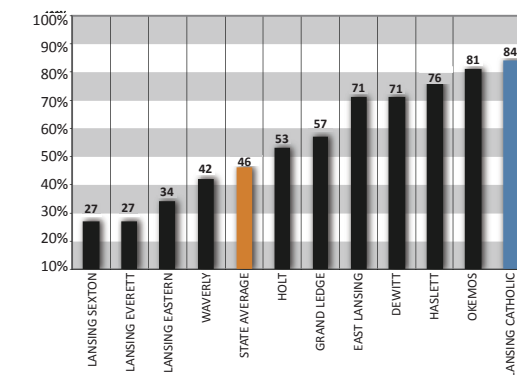
Percentage of students who met or exceeded state standards on the Michigan Merit Exam in Reading

SCIENCE



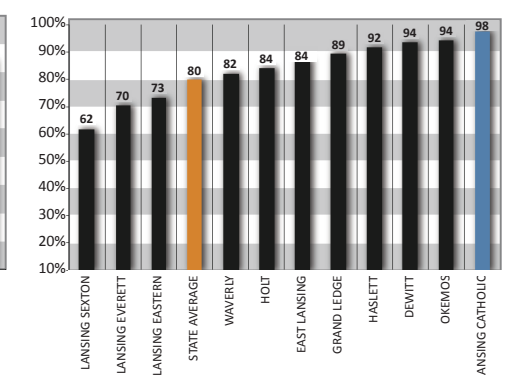
Percentage of students who met or exceeded state standards on the Michigan Merit Exam in Science

MATH



Percentage of students who met or exceeded state standards on the Michigan Merit Exam in Math

SOCIAL STUDIES



Percentage of students who met or exceeded state standards on the Michigan Merit Exam in Social Studies